

2_18 C&G PROJECT WITH CHANNELIZATION

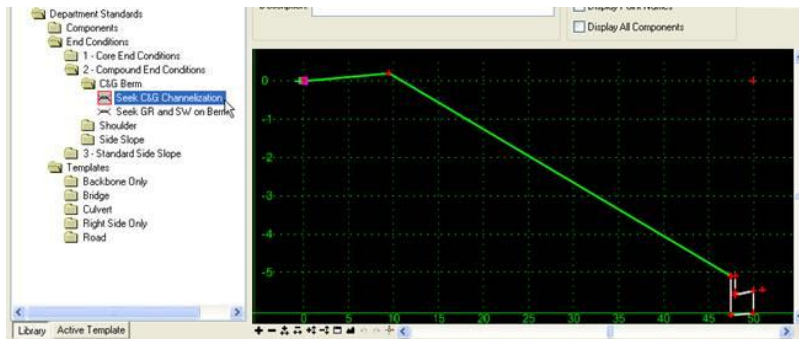
Question:

I have a construction revision C&G project with channelization. Can we use plan graphics to place a curb behind the berm? Is there a way to do this using corridor modeling?

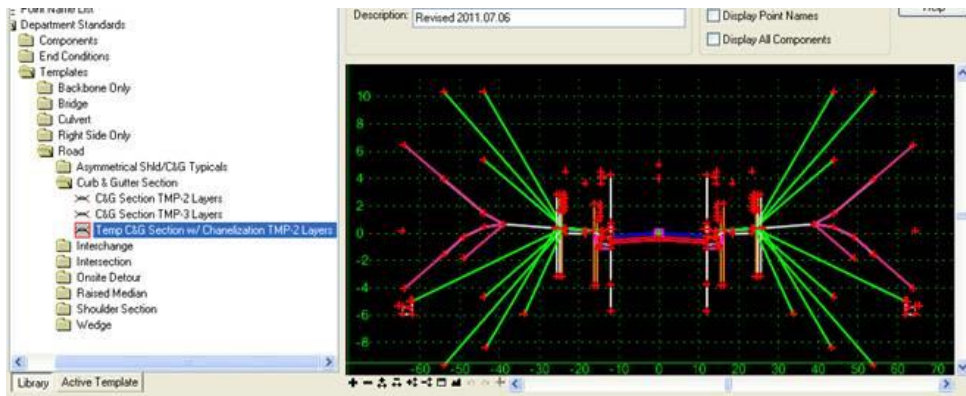


Answer:

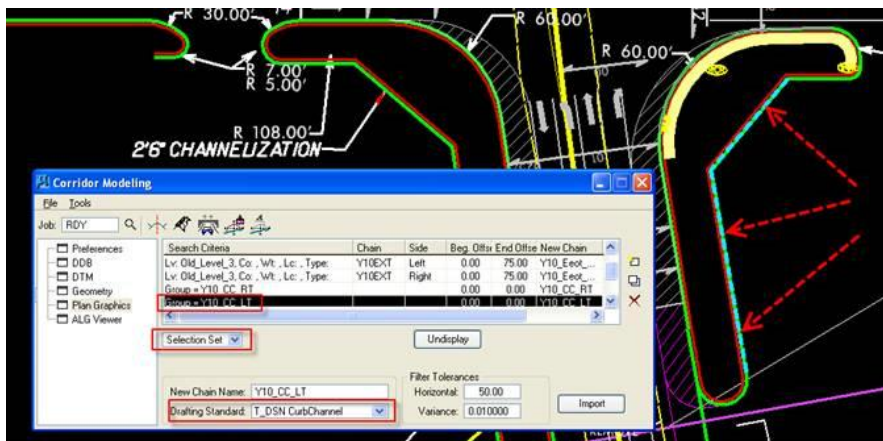
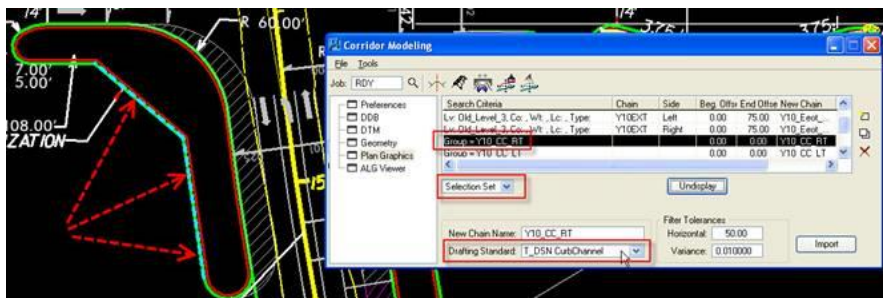
Use the newly developed end condition "Seek C&G Channelization" and add it to the new curb and gutter templates.



It will remain as a standard pre-built compound end condition but will not be part of the standard C&G templates for now. However, a temporary C&G template with channelization has been created for use.



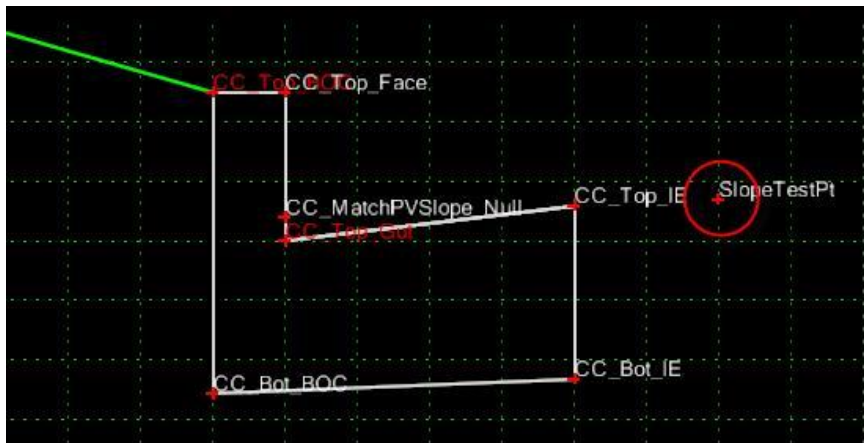
Store the C&G channelization graphics (outermost proposed EOT line) with the drafting standard set to "T_DSN CurbChannel". Note that since the proposed EOT is on the same level, it may be easier to use "Selection Set" (instead of Symbology) to add the C&G channelization graphics to list to be imported.



The template will automatically seek the location of the C&G channelization.



Note that this end condition does have an existing ground test point 1' outside the C&G to determine the appropriate gutter slope to apply.



Lastly, the XSLabeler has been re-configured to label the variable catch slope and channelization gutter elevation.

